



September Quarter 2024 Presentation

Tony Ottaviano: Managing Director and CEO

Jon Latto: Chief Financial Officer

Adam Smits: Chief Operating Officer

30 October 2024

ASX: [LTR](#)

lresources.com.au



Important Information

Forward looking statements

This Presentation contains forward-looking statements which are identified by words such as 'may', 'could', 'believes', 'estimates', 'targets', 'expects', or 'intends' and other similar words that involve risks and uncertainties. These statements are based on an assessment of present economic and operating conditions, and on a number of assumptions regarding future events and actions that, as at the date of this Presentation, are considered reasonable. Such forward-looking statements are not a guarantee of future performance and involve known and unknown risks, uncertainties, assumptions and other important factors, many of which are beyond the control of the Company, the Directors and the management. The Directors cannot and do not give any assurance that the results, performance or achievements expressed or implied by the forward-looking statements contained in this Presentation will actually occur and investors are cautioned not to place undue reliance on these forward-looking statements. The Directors have no intention to update or revise forward-looking statements, or to publish prospective financial information in the future, regardless of whether new information, future events or any other factors affect the information contained in this Presentation, except where required by law or the ASX listing rules.

Disclaimer

Whilst care has been exercised in preparing and presenting this presentation, to the maximum extent permitted by law, Liontown Resources Limited and its representatives:

- Make no representation, warranty or undertaking, express or implied, as to the adequacy, accuracy, completeness or reasonableness of this Presentation;
- Accept no responsibility or liability as to the adequacy, accuracy, completeness or reasonableness of this Presentation;
- Accept no responsibility for any errors or omissions from this Presentation; and
- Do not give any legal, tax, accounting, investment, policy or other regulated advice.

Authorisation

This Presentation has been authorised for release by the Managing Director, Mr Tony Ottaviano.

Competent person statement

The Information in this Presentation that relates to Mineral Resources for the Kathleen Valley Project is extracted from the ASX announcement "Strong progress with Kathleen Valley Definitive Feasibility Study as ongoing work identifies further key project enhancements" released on 8 April 2021 and as updated in the Ore Reserve and Minerals Resources Statement" contained within the "FY24 Annual Report" released on 27 September 2024 which are available on www.ltresources.com.au.

Kathleen Valley Project – Mineral Resource Estimate as at 30 June 2024

Resource category	Million tonnes	Li ₂ O %	Ta ₂ O ₅ ppm
Measured	19	1.29	149
Indicated	109	1.37	131
Inferred	26	1.27	118
Total	155	1.34	131

Notes: Reported above a Li₂O cut-off grade of 0.4% for open pit and 0.6% for underground material. Tonnages and grades have been rounded to reflect the relative uncertainty of the estimate.

The Company confirms that it is not aware of any new information or data that materially affects the information included in the original market announcements and that all material assumptions and technical parameters underpinning the estimates in the relevant market announcements continue to apply and have not materially changed. The Company confirms that the form and context in which the Competent Person's findings are presented have not been materially modified from the original market announcements.

ESG Performance - September Quarter 2024

Safety

TRIFR 5.68 -
LTIFR 0.32 (-)

Environment

Renewable Penetration
86% -

Social

Female Workforce
21% -

In line with industry benchmark

Governance

Material Reportable
incidents
Zero (-)



Notes:

1. (-) designates metric unchanged
2. LTIFR: Lost Time Injury Frequency Rate; TRIFR: Total Reportable Injury Frequency Rate representative of rolling annual averages

Production Highlights - September Quarter 2024



Mining

4.14Mt

total material mined for the quarter

(Open pit: 3,957kt;
Underground: 187kt)

Processing

282kt

processed in the quarter

Plant availability

87%

September month average

Production

28,171 dmt

spodumene concentrate produced

Sales

10,831 dmt

concentrate shipped
(inaugural shipment, 5.33% grade)

Lithia recovery

51%

September month average

Notes:

1. Production and plant metrics represent the period from first production; 31 July 2024 to 30 September 2024

Performance: Mining advancing at a steady drumbeat

Mining production

- Continues to deliver across both open pit and underground with 4.14Mt total material mined for the quarter
- Total stockpiles of 674kt at quarter end (including 309kt clean ore, 261kt ore sorted product (OSP), and 104kt of post-crushed ore)

Underground

- Approaching 12 months of underground development (in November 2024)
- Strong jumbo development rates of **311 metres per jumbo per month** achieving 1,869 development metres for the quarter
- First development ore successfully extracted from Mt Mann in August 2024, contributing 19kt of ore to the clean ore stockpile

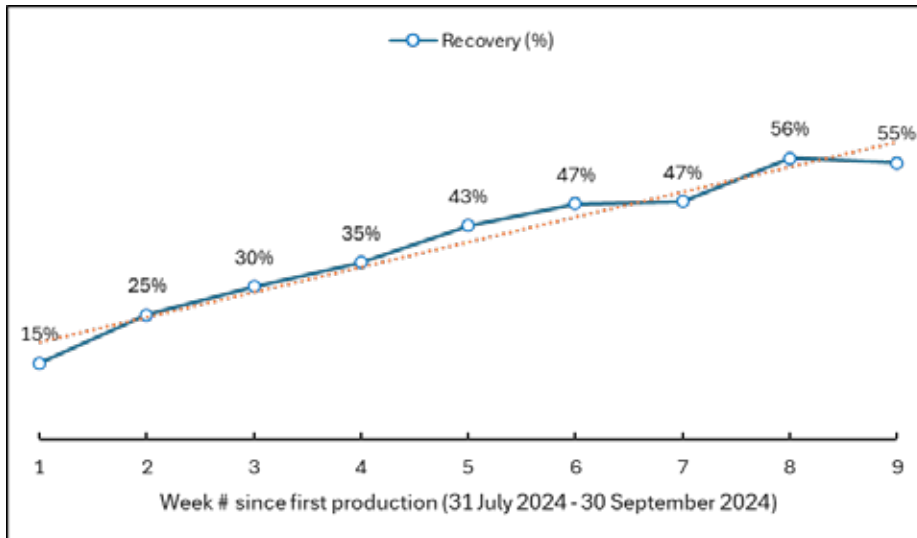
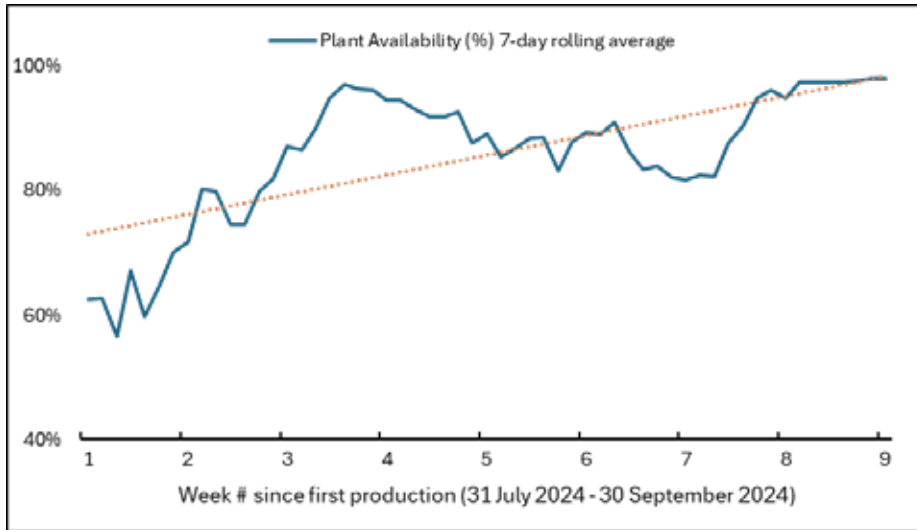
Open Pit

- Well advanced with production of 3.95Mt moved in the quarter and the mining from the main ore zone contributing in-line with schedule



Performance: Improving key process plant metrics

Upward trend and improving variability across all key metrics – mill availability, throughput and recovery



Plant availability

- Consistently exceeding greater than 80% from week 3
- Average mill availability of 87% in September, with ~99% availability achieved in the last week of September
- 82% availability recorded in week 7 due to mill offline for planned plant adjustments

Lithia recovery:

- Progressing in line with expectations, averaging 51% in September
- Ongoing optimisation work to continue improvement in lithia recovery and throughput rates

Subsequent to quarter end:

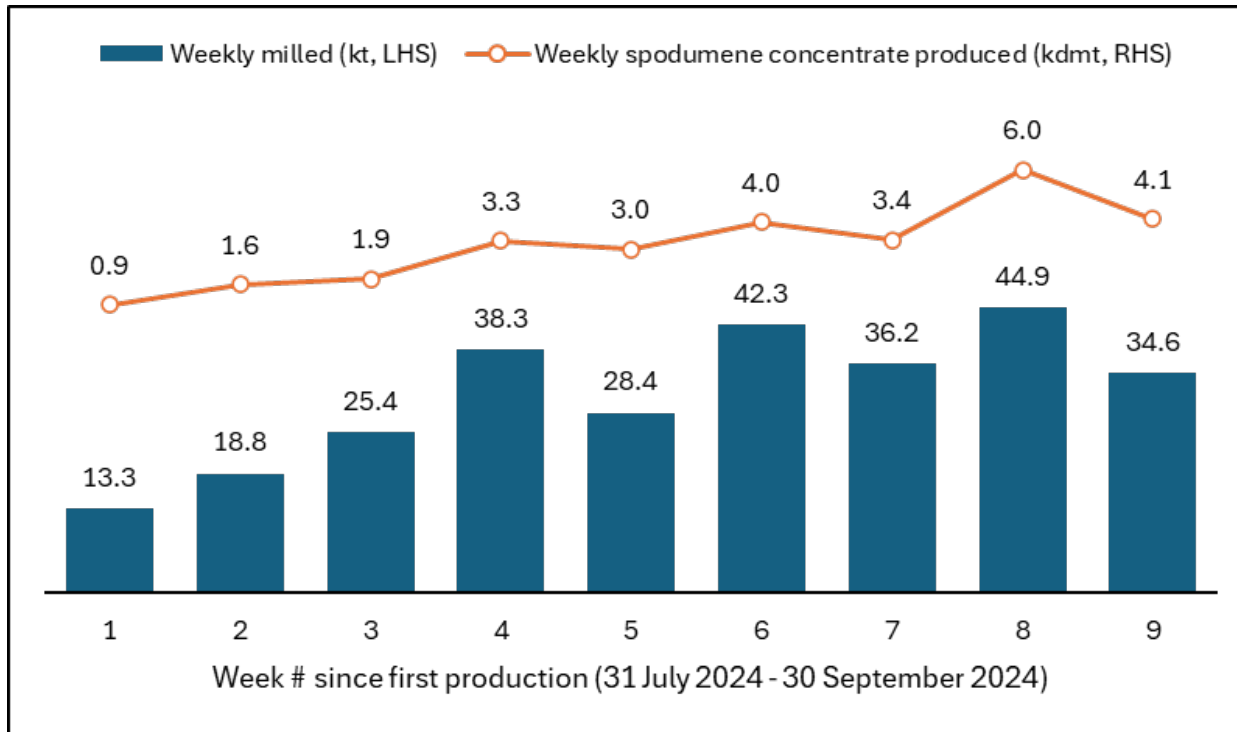
- Tantalum circuit commissioning commenced post-quarter end, yielding ~70t of concentrate grading over 4.5% Ta to 28 October 2024

Notes:

1. Charts show actual performance from first ore feed to mill i.e. includes all ore commissioning activities and ramp up
2. Orange line denotes trend line

Performance: delivering production to plan

Strong throughput, concentrate output and first shipment achieved within the first quarter of production ramp-up



Spodumene concentrate production:

- ~28kt spodumene concentrate produced at an average concentrate grade of 5.2% Li₂O

Mill throughput:

- Achieved ~282kt, exceeding ramp-up targets for August and September
- Crushing circuit achieved 3Mtpa annualised nameplate (on an instantaneous basis) as required over the course of the quarter
- Wet circuit stability improved over the quarter, enhancing recovery and throughput

Plant design:

- Whole of Ore flowsheet providing stable platform for progressive improvement, as expected
- Significant optimisation levers available to drive further step change in efficiencies

Notes:

1. Charts show actual performance from first ore feed to mill i.e. includes all ore commissioning activities and ramp up
2. Week 9 performance reflects a partial week (5 days)

Performance: Strong start to shipments and offtakes

Initiated spot sales strategy to improve overall realised pricing and ensure market transparency

Sales:

- Inaugural shipment of 10,831dmt of spodumene concentrate, grading 5.33% Li_2O , departed Port of Geraldton on 27 September 2024
- Executed spot sale of 10,000 tonnes to a Singapore-based trader at reference price of US\$802 per dmt SC6, above the market spot price at the time of execution. Cargo sailed on 26 October 2024
- Sales proceeds from this quarter's shipment will be recognised in the December 2024 quarter

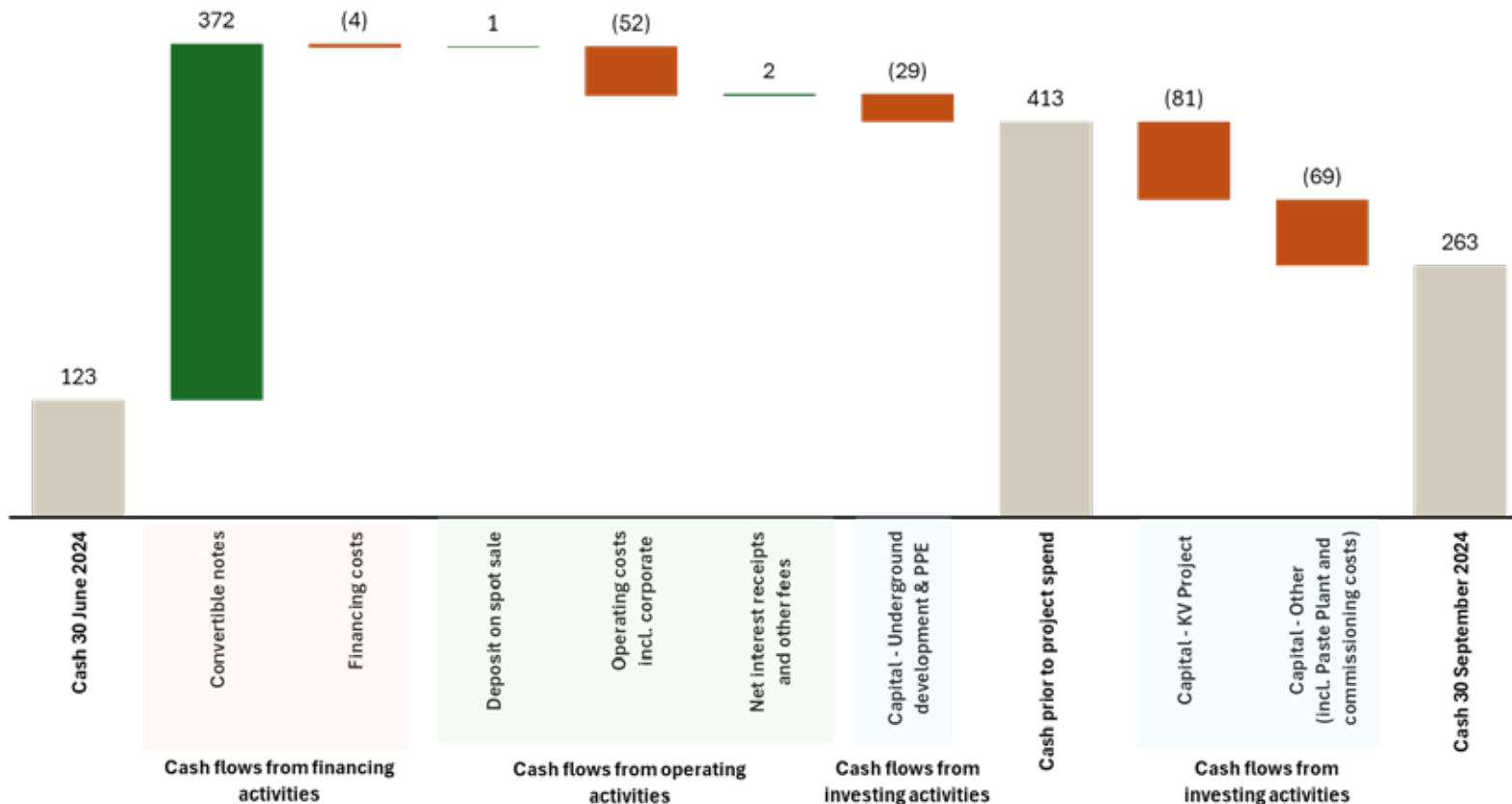
Offtake agreements:

- Strategic Offtake Agreements planned to progressively be delivered as production ramps-up
- Offtake review with Ford was completed during the quarter resulting in a pricing reference amendment to lithium carbonate rather than hydroxide, and agreement to commence supply on or after 1 July 2025



Cashflows reflect transition into production

Cash increased by \$140M to \$263M as at 30 September 2024



- **Convertible notes:** A\$372M¹ received as part of expanded strategic partnership with LG Energy Solution, aimed at funding ramp-up and working capital
- **Operating costs:** \$52M of operating costs, including open pit mining, processing, maintenance, site administration, and corporate costs
- **Capital expenditure:** \$29M invested in underground mine development and deferred waste at Kathleen's Corner Open Pit
- **Kathleen Valley (KV) project expenditure:** \$81M spent on construction during the quarter completing the works
- **Capital – Other:** \$69M which includes commissioning costs and capital projects not required for first production (e.g. paste fill plant)

Once in steady-state (end Q1CY2025) and project expenditure finalises, the Company anticipates operating and capital cashflows to normalise

Notes:

1. US\$250M Convertible Notes at 0.6715 exchange rate
2. All \$M in chart above are in AUD unless otherwise stated

Business optimisation – strong through the cycle

Company-wide focus to increase productivity and sustainably reduce costs to further strengthen our position as a Tier-1 producer



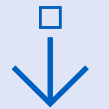
Relentless focus on productivity

- Transition from developer to operator while maintaining operating discipline and continuous improvement
- Investment in systems and processes through our business readiness phase has enabled strong start to ramp-up
- Every area of corporate and operations is under continuous review to improve outcomes and reduce costs



Mine plan optimisation

- Review well advanced to optimise ore feed throughputs and reduce costs in response to market conditions, while retaining flexibility to expand when lithium prices improve
- Anticipate providing an update to the market on outcomes by the end of CY2024



Reducing all input costs








- Review of all input costs is ongoing for both required quantities and current 'best' prices
- Re-negotiations with suppliers in progress to reflect current market conditions and our requirements



Optimising capital allocation

- All capital spend is being reviewed and either optimised, deferred or removed
- Implementing capital allocation process to drive internal competition and drive highest-value outcomes
- Continuing to efficiently use sustaining capital for mine development

Performance summary

-  Safety continues to be our priority and ESG performance remains at the forefront – LTIFR of 0.32, unchanged from the previous quarter
-  Joined the ranks of global lithium producers, with major milestones of first production and first shipment delivered to schedule and safely
-  All mining activity continues to progress to plan with underground achieving 1,869 total development metres for the quarter, at an average rate of 311 metres per jumbo per month
-  Plant ramp up is in line with and in some areas, above expectations – lithia recovery of 51% achieved on average across the month of September 2024 and plant availability above 80% from week 3
-  Balance sheet strengthened through customer-led long-term finance
-  Continued collaboration with customers with offtake agreements progressively initiated as production ramps-up. Concurrently the Company has commenced selling product into spot market
-  Given its scale and quality, the Kathleen Valley resource provides optionality in the mine plan for the current low pricing environment. We now anticipate providing a business update with mine plan and costs by the end of CY2024



For more information:

Leanne Kite
Investor Relations
Liontown Resources

lkite@lresources.com.au

+61 401 438 850

Level 2, 32 Ord Street,
West Perth WA 6005

ABN 39 118 153 825

ASX : **LTR**

lresources.com.au



Appendix

Physicals Summary

	Unit	Q1 FY2025
Open Pit Mining		
Clean ore mined	kt	472
OSP ore mined	kt	117
Waste mined	kt	3,368
Total Material Mined	kt	3,957
Underground Mining		
Decline Development	m	133
Capital Level Development	m	1,546
Operating Development	m	190
Total Development	m	1,869
Ore Mined (Development Ore)	kt	19
Waste Mined	kt	168
Total Tonnes Mined	kt	187
Stockpile Inventory		
ROM clean ore stockpile	kt	309
OSP stockpile	kt	261
Fine ore stockpile	kt	104
Sales and Production		
Spodumene concentrate production	dmt	28,171
Spodumene concentrate sales	dmt	10,831

